

Synthesis of Pyrazolo[1',5':1,2]-1,3,5-triazino[5,6-a]benzimidazoles

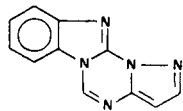
Keitaro Senga, Roland K. Robins and Darrell E. O'Brien

ICN Pharmaceuticals, Inc., Nucleic Acid Research Institute, 2727 Campus Drive
Irvine, California 92664

Received August 5, 1974

The synthesis of a new class of tetracyclic bridgehead heterocycle pyrazolo[1',5':1,2]-1,3,5-triazino[5,6-a]benzimidazoles is reported. The key intermediate 2-(3-aminopyrazol-2-yl)benzimidazoles were prepared by the reaction of 2-hydrazinobenzimidazole with an appropriate reagent such as ethyl ethoxymethylenecyanoacetate, ethoxymethylenemalononitrile, β -cyanoacetophenone or α -formylphenylacetonitrile. The treatment of these key intermediates with triethylorthoesters afforded the corresponding pyrazolo[1',5':1,2]-1,3,5-triazino[5,6-a]benzimidazoles.

Recently, considerable study has been directed in our laboratory toward the synthesis of pyrazolo[1,5-a]-1,3,5-triazines for their pharmacological evaluation (1-4). In conjunction with this program, we wish to report the synthesis of a new class of tetracyclic bridgehead heterocycle which involves a pyrazolo[1,5-a]-1,3,5-triazine ring system in the molecule, namely pyrazolo[1',5':1,2]-1,3,5-triazino[5,6-a]benzimidazole. In this communication, the basic synthetic approach to the desired heterocycle was established by the following route: (I) preparation of the key intermediates, 2-(3-aminopyrazol-2-yl)benzimidazoles, from a readily available 2-hydrazinobenzimidazole (**1**) (5); (II) cyclization of the key intermediate to the parent heterocycle. Although the starting material **1** is a relatively well known compound and certain 2-(pyrazol-2-yl)benzimidazoles (6,7) have been synthesized from 2-hydrazinobenzimidazoles, nothing has been reported on pyrazolo[1',5':1,2]-1,3,5-triazino[5,6-a]benzimidazole and its derivatives. The only reported tetracyclic bridgehead heterocycle is 2,5-dimethylpyrazolo[1',5':3,4]-pyrimido[1,2-a]benzimidazole (8) which was obtained by the direct cyclization of **1** with acetylacetone.



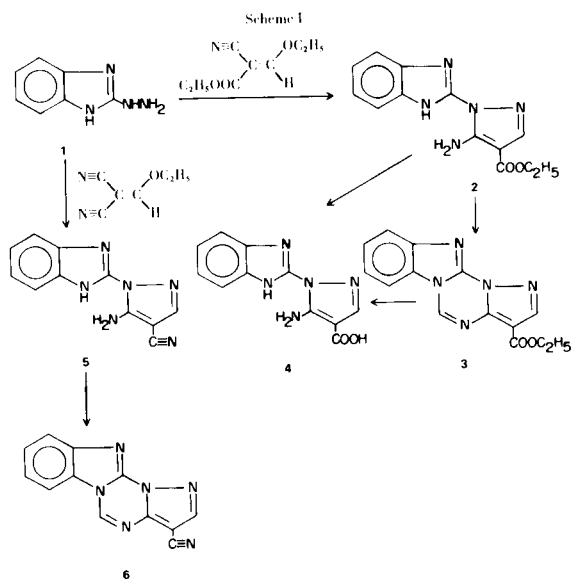
Pyrazolo[1',5':1,2]-1,3,5-triazino[5,6-a]benzimidazole

Refluxing of a mixture of **1** and ethyl ethoxymethylenecyanoacetate in ethanol provided 2-(3-amino-4-ethoxycarbonylpyrazol-2-yl)benzimidazole (**2**) as a single product. The structure of **2** was supported by the analytical and

spectroscopic (ir, nmr) data, as well as by the known fact that the reaction of hydrazine with ethyl ethoxymethylenecyanoacetate gives 3-amino-4-carbethoxypyrazole (9). The unequivocal structure was confirmed on the basis of successful conversion to the expected 3-ethoxycarbonylpyrazolo[1',5':1,2]-1,3,5-triazino[5,6-a]benzimidazole (**3**) by heating of **2** in triethylorthoformate. Attempted hydrolysis of the carbethoxy function of **3** with hot 2*N* sodium hydroxide resulted in the formation of 2-(3-amino-4-carboxypyrazol-2-yl)benzimidazole (**4**). Alternatively, the compound **4** was obtained by the treatment of **2** with hot 2*N* sodium hydroxide.

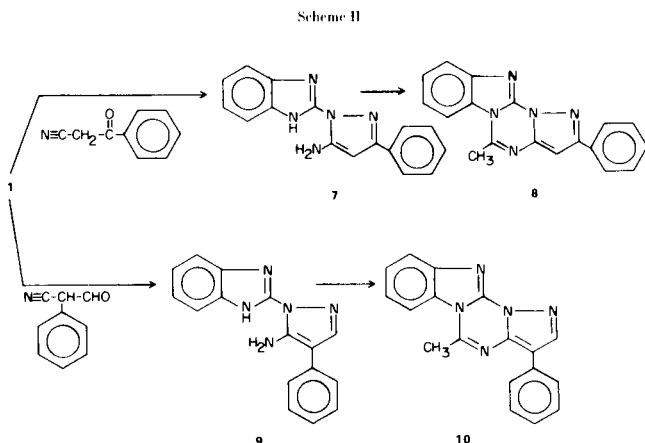
Furthermore, the use of ethoxymethylenemalononitrile instead of ethyl ethoxymethylenecyanoacetate gave similar results. As expected from the reaction which gives 3-amino-4-cyanopyrazole (10) by the condensation of hydrazine with ethoxymethylenemalononitrile, the treatment of **1** with ethoxymethylenemalononitrile in ethanol afforded 2-(3-amino-4-cyanopyrazol-2-yl)benzimidazole (**5**). The heating of **5** in triethylorthoformate gave 3-cyanopyrazolo[1',5':1,2]-1,3,5-triazino[5,6-a]benzimidazole (**6**) (Scheme I).

In order to synthesize further derivatives of pyrazolo[1',5':1,2]-1,3,5-triazino[5,6-a]benzimidazole, the reaction of **1** with β -ketonitrile or α -cyanoaldehyde was studied. The starting material **1** can be considered as a cyclic *N*-aminoguanidine, as well as a hydrazine derivative. It has been reported that the reaction of hydrazine or *N*-aminoguanidine with β -cyanoacetophenone (11) (β -ketonitrile) gives 3-amino-5-phenylpyrazole (12) or *N*-(3-amino-5-phenylpyrazol-2-yl)guanidine (12), respectively. The latter compound recently has been used as a useful intermediate



for the synthesis of 2-substituted-4-amino-7-phenylpyrazolo[1,5-*a*]-1,3,5-triazines (3). Similarly, it had also been shown that the reaction of hydrazine with α -formylphenylacetonitrile (13) (α -cyanoaldehyde) provides 3-amino-4-phenylpyrazole (14).

Heating of **1** with β -cyanoacetophenone (11) in ethanol containing acetic acid afforded 2-(3-amino-5-phenylpyrazol-2-yl)benzimidazole (7). Analogously, the treatment of **1** with α -formylphenylacetonitrile (13) gave an isomer of **7**, 2-(3-amino-4-phenylpyrazol-2-yl)benzimidazole (9). The structure of these intermediates **7** and **9** were substantiated by the nmr spectra. The nmr spectra of **7** and **9** in DMSO- d_6 exhibited a singlet at δ 6.00 and δ 8.02 for pyrazole proton, respectively. The reaction of **7** or **9** with triethylorthoformate provided 5-methyl-2-phenylpyrazolo[1',5':1,2]-1,3,5-triazino[5,6-*a*]benzimidazole (8) and 5-methyl-3-phenylpyrazolo[1',5':1,2]-1,3,5-triazino[5,6-*a*]benzimidazole (10), respectively (Scheme II).



EXPERIMENTAL

Melting points were taken on a Thomas-Hoover melting point apparatus and are uncorrected. The nmr spectra were determined on a Hitachi Perkin-Elmer R-20A high resolution nuclear magnetic resonance spectrometer. The ir spectra were recorded in potassium bromide discs with a Perkin-Elmer 257 infrared spectrophotometer. Elemental analyses were accomplished by the Heterocyclic Chemical Corp., Harrisonville, Missouri.

2-(3-Amino-4-ethoxycarbonylpyrazol-2-yl)benzimidazole (2).

A mixture of 2-hydrazinobenzimidazole (**1**) (5) (2.96 g., 20 mmoles) and ethyl ethoxymethylene malonate (3.38 g., 20 mmoles) in 30 ml. of ethanol was heated at reflux for 2 hours. After cooling the reaction mixture, the precipitated solid was collected by filtration and washed with ethanol. Recrystallization from a mixture of dimethylformamide and ethanol gave 4.6 g. (85%) of pure product, m.p. 203-205°; ir (potassium bromide) cm^{-1} , 1685 (CO); nmr (DMSO- d_6): δ 1.36 (t, 3, CH_3), 4.35 (q, 2, OCH_2), 7.18-7.80 (m, 6, phenyl protons and NH_2), 7.98 (s, 1, pyrazole proton).

Anal. Calcd. for $\text{C}_{13}\text{H}_{13}\text{N}_5\text{O}_2$: C, 57.41; H, 4.83; N, 25.81. Found: C, 57.61; H, 5.13; N, 25.78.

3-Ethoxycarbonylpyrazolo[1',5':1,2]-1,3,5-triazino[5,6-*a*]benzimidazole (3).

A mixture of **2** (2.71 g., 10 mmoles) and 20 ml. of triethylorthoformate was heated at reflux for 3 hours. After cooling the reaction mixture, the precipitated solid was collected by filtration and washed with ethanol. Recrystallization from a mixture of dimethylformamide and ethanol gave 2.4 g. (86%) of pure crystals, m.p. 235°; ir (potassium bromide) cm^{-1} , 1680 (CO); nmr (deuteriotrifluoroacetic acid): δ 1.53 (t, 3, CH_3), 4.65 (q, 2, OCH_2), 7.85-8.50 (m, 4, phenyl protons), 8.95 (s, 1), 9.80 (s, 1).

Anal. Calcd. for $\text{C}_{14}\text{H}_{11}\text{N}_5\text{O}_2$: C, 59.77; H, 3.94; N, 24.90. Found: C, 59.79; H, 4.23; N, 25.09.

2-(3-Amino-4-carboxypyrazol-2-yl)benzimidazole (4).

Method A.

A mixture of **3** (2 g., 7.1 mmoles) and 30 ml. of 5% sodium hydroxide was heated on steam bath for 30 minutes with stirring. The resulting clear solution was acidified (pH 5) by the addition of acetic acid. The precipitates were collected by filtration, washed with water and then with ethanol. Recrystallization from a mixture of dimethylformamide and ethanol afforded 1.6 g. (89%) of pure crystals, m.p. 255-256°; nmr (DMSO- d_6): δ 7.20-7.80 (m, 6, phenyl protons and NH_2), 7.99 (s, 1, pyrazole proton), 13.10 (b, 1, NH).

Anal. Calcd. for $\text{C}_{11}\text{H}_9\text{N}_5\text{O}_2$: C, 54.31; H, 3.73; N, 28.79. Found: C, 54.38; H, 3.68; N, 28.92.

Method B.

A mixture of **2** (0.54 g., 2 mmoles) and 15 ml. of 5% sodium hydroxide was heated on steam bath for 10 minutes. The resulting clear solution was acidified (pH 5) by the addition of acetic acid. The precipitates were collected by filtration and washed with water. Recrystallization from a mixture of dimethylformamide and ethanol provided 0.4 g. (83%) of pure crystals which were identical in all respects to the product prepared by Method A.

2-(3-Amino-4-cyanopyrazol-2-yl)benzimidazole (5).

A mixture of **1** (1.49 g., 10 mmoles) and ethoxy methylene malononitrile (1.22 g., 10 mmoles) in 20 ml. of ethanol was heated

at reflux for 2 hours. After cooling the reaction mixture, the precipitated solid was collected by filtration and washed with ethanol. Recrystallization from a mixture of dimethylformamide and ethanol afforded 2.1 g. (94%) of pure product, m.p. 274.5-276°; ir (potassium bromide): cm^{-1} , 2210 ($\text{C}\equiv\text{N}$); nmr (DMSO- d_6): δ 7.19-7.71 (m, 4, phenyl protons), 8.12 (s, 1, pyrazole proton), 8.33 (bs, 2, NH_2), 13.2 (b, 1, NH).

Anal. Calcd. for $\text{C}_{11}\text{H}_8\text{N}_6$: C, 58.91; H, 3.60; N, 37.48. Found: C, 58.71; H, 3.91; N, 37.21.

3-Cyanopyrazolo[1',5':1,2]-1,3,5-triazino[5,6-a]benzimidazole (6).

A mixture of **5** (1.12 g., 5 mmoles) and 10 ml. of triethylorthoformate was heated at reflux for 48 hours. After cooling the reaction mixture, the precipitated solid was collected by filtration. Recrystallization from a mixture of dimethylformamide and ethanol afforded 0.7 g. (59%) of pure crystals, m.p. 346-348° with decomposition; ir (potassium bromide): cm^{-1} , 2230 ($\text{C}\equiv\text{N}$); nmr (deuteriotrifluoroacetic acid): δ 7.85-8.50 (m, 4, phenyl protons), 8.78 (s, 1), 9.71 (s, 1).

Anal. Calcd. for $\text{C}_{12}\text{H}_6\text{N}_6$: C, 61.53; H, 2.58; N, 35.88. Found: C, 61.51; H, 2.77; N, 35.76.

2-(3-Amino-5-phenylpyrazol-2-yl)benzimidazole (7).

A mixture of **1** (0.74 g., 5 mmoles), β cyanoacetophenone (11) (0.73 g., 5 mmoles) and 3 ml. of acetic acid in 20 ml. of ethanol was heated at reflux for 3 hours. After cooling, the precipitated solid was collected by filtration, washed with ethanol and dried to give 0.85 g. (62%) of an analytically pure product, m.p. 231-232°; nmr (DMSO- d_6): δ 6.00 (s, 1, pyrazole proton), 7.05 (bs, 2, NH_2), 7.15-8.05 (m, 9, phenyl protons).

Anal. Calcd. for $\text{C}_{16}\text{H}_{13}\text{N}_5$: C, 69.79; H, 4.76; N, 25.44. Found: C, 69.48; H, 4.96; N, 25.22.

5-Methyl-2-phenylpyrazolo[1',5':1,2]-1,3,5-triazino[5,6-a]benzimidazole (8).

A mixture of **7** (0.55 g., 2 mmoles) and 5 ml. of triethylorthoacetate was heated at reflux for 2 hours. After cooling the reaction mixture, the precipitated solid was collected by filtration, washed with ethanol and then ether to give 0.5 g. (83%) of an analytically pure product, m.p. 258-259°; nmr (deuteriotrifluoroacetic acid): δ 3.32 (s, 3, CH_3), 7.25 (s, 1, pyrazole proton), 7.35-8.33 (m, 9, phenyl protons).

Anal. Calcd. for $\text{C}_{18}\text{H}_{13}\text{N}_5$: C, 72.21; H, 4.38; N, 23.39. Found: C, 72.03; H, 4.58; N, 23.14.

2-(3-Amino-4-phenylpyrazol-2-yl)benzimidazole (9).

A mixture of **1** (1.48 g., 10 mmoles), α -formylphenylacetone-trile (14) (1.45 g., 10 mmoles) and 3 ml. of acetic acid in 20 ml.

of ethanol was heated at reflux for 3 hours. After cooling, the precipitated solid was collected by filtration washed with ethanol and ether. Recrystallization from ethanol afforded 1.7 g. (62%) of pure product, m.p. 194-195°; nmr (DMSO- d_6): δ 7.75 (m, 11, phenyl protons), 8.02 (s, 1, pyrazole proton).

Anal. Calcd. for $\text{C}_{16}\text{H}_{13}\text{N}_5$: C, 69.79; H, 4.76; N, 25.44. Found: C, 69.71; H, 4.77; N, 25.50.

5-Methyl-3-phenylpyrazolo[1',5':1,2]-1,3,5-triazino[5,6-a]benzimidazole (10).

A mixture of **9** (0.83 g., 3 mmoles) and 5 ml. of triethylorthoacetate was heated at reflux for 3 hours. After cooling the reaction mixture, the precipitated solid was collected by filtration, washed with ethanol and then ether. Recrystallization from a mixture of dimethylformamide and ethanol gave 0.6 g. (67%) of pure product, m.p. 206-208°; nmr (deuteriotrifluoroacetic acid): δ 3.41 (s, 3, CH_3), 7.10-8.43 (m, 9, phenyl protons), 8.85 (s, 1, pyrazole proton).

Anal. Calcd. for $\text{C}_{18}\text{H}_{13}\text{N}_5$: C, 72.21; H, 4.38; N, 23.39. Found: C, 72.01; H, 4.32; N, 23.39.

REFERENCES

- (1) J. Kobe, R. K. Robins, and D. E. O'Brien, *J. Heterocyclic Chem.*, **11**, 199 (1974).
- (2) T. Novinson, K. Senga, J. Kobe, R. K. Robins, D. E. O'Brien, and A. Albert, *ibid.*, **11** 691 (1974).
- (3) K. Senga, J. Kobe, R. K. Robins, and D. E. O'Brien, *ibid.*, **12**, 000 (1975).
- (4) K. Senga, T. Novinson, M. B. Scholten, J. P. Miller, D. E. O'Brien, L. N. Simon, and R. K. Robins, *J. Med. Chem.*, to be published.
- (5) N. P. Bednyagina and I. Ya. Postovskiy, *Zhur. Obshch. Khim.*, **30**, 143 (1960); *Chem. Abstr.*, **55**, 1586 (1961).
- (6) Belgian Patent 667,262 (1965).
- (7) German Patent 2,130,030 (1972).
- (8) German Patents 2,058,500 and 2,058,501 (1973).
- (9) P. Schmidt and J. Druey, *Helv. Chim. Acta.*, **39**, 986 (1956).
- (10) G. H. Hitchings and E. A. Falco, U. S. Patent 2,759,947 (1956).
- (11) R. S. Long, *J. Am. Chem. Soc.*, **69**, 990 (1947).
- (12) H. Beyer, T. Pyl, and K. H. Wunsh, *Chem. Ber.*, **93**, 2209 (1960).
- (13) E. L. Anderson, J. E. Casey, L. C. Greene, J. J. Lafferty, and H. E. Reiff, *J. Med. Chem.*, **7**, 259 (1964).
- (14) S. Checchi, P. Papini and M. Ridi, *Gazz. Chim. Ital.*, **85**, 1160 (1955).